

COMPARING THE MERCEDES-BENZ ESPRINTER

ESPRINTER TCO COMPARISON RESULTS

See how the Total Cost of Ownership for the eSprinter compares against the diesel equivalent.

Total Cost of Ownership / Month

Based on Outright Purchase 40,000 miles over 48 months

Needing extra charge: Rarely

Driving into London: Never

(Lower is better)



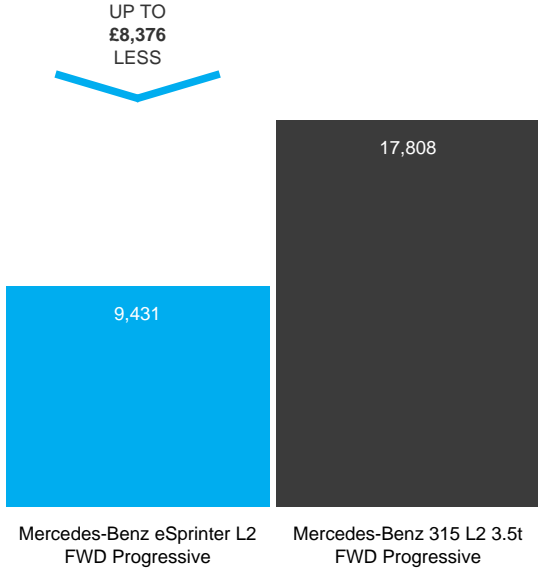
	Mercedes-Benz eSprinter	Mercedes-Benz Sprinter
Holding cost	£34,970.00	£29,110.00
Electric/Fuel costs for the period of ownership	£7,350.00	£9,392.13
Infrastructure installation costs	£0.00	£0.00
Service, maintenance and repairs	£0.00	£1,379.04
Insurance for the period of ownership	£4,276.00	£4,276.00
VED for the period of ownership	£0.00	£1,160.00
Emission Zone / Congestion Charges for the period of ownership	£0.00	£0.00
Total cost for the period of ownership	£46,596.00	£45,317.17
Monthly cost	£970.75	£944.11

COMPARING THE MERCEDES-BENZ ESPRINTER

Based on 60,000 miles over 36 months.

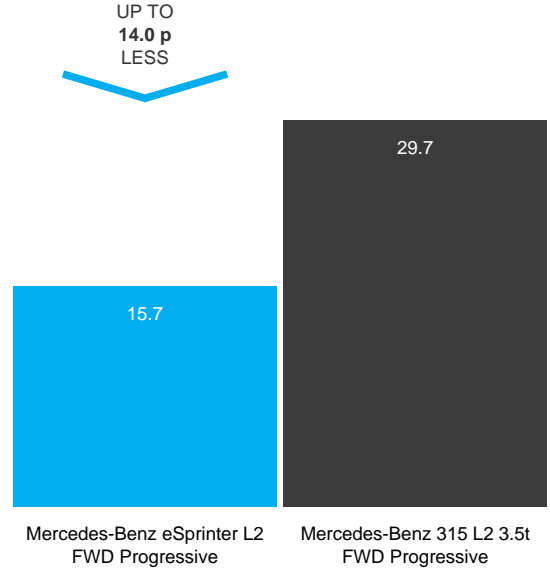
Total Fuel Cost ¹

£ (Lower is better)



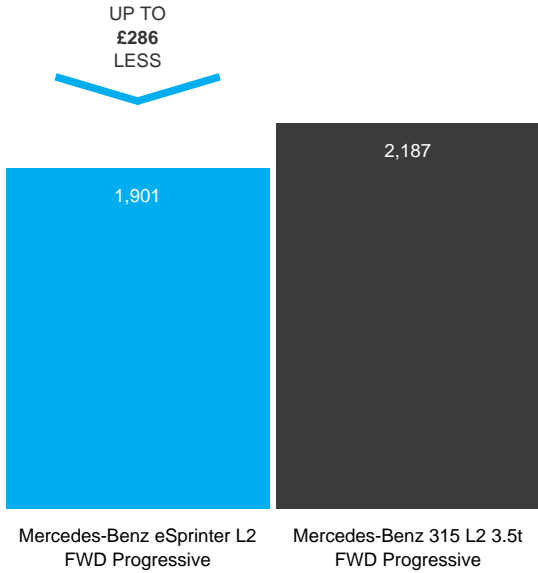
Pence Per Mile

p (Lower is better)




Forecast Maintenance

£ (Lower is better)



VED (tax)

£ (Lower is better)



COMPARING THE MERCEDES-BENZ ESPRINTER

	Mercedes-Benz eSprinter Van L2H2 Electric Progressive (80kW) - 2021 MY	Mercedes-Benz Sprinter 315 L2 3.5t FWD 2.0CDI 150 DPFR StopStart EU6 Progressive Van High Roof 9G-T Auto - 2021 MY
Running Cost Ex. Depreciation ²	£9,431	£18,678
OTR Ex. VAT ³	£58,775	£43,145
Electric Range	82 miles	-
Electric Consumption	40.7 kWh/100km	-
MPG - WLTP Combined ⁴	-	29.7 mpg
Payload	731 kg	1,329 kg
Insurance Rate	£1,069	£1,069

1. Total Fuel Cost is based on 20,000 miles per annum over 3 years.

2. Running Cost is the sum of Fuel and Road Tax over 3 Years and 60,000 miles, excluding depreciation.

3. OTR (On The Road Price) excluding VAT is the original RRP or recommended retail price of the vehicle including delivery charge, road tax and Government registration fee.

4. MPG figures shown are based on official "Combined" cycle under the WLTP testing regime. These are intended for comparisons between vehicles registered from the beginning of 2019 and may not reflect real driving results. For vehicle specific data visit https://voc.mercedes-benz.com/voc/gb_en

Petrol @ 150.12 ppl, Diesel @ 158.13 ppl, AdBlue @ 120.00 ppl, Electric @ 24.00 p/kWh.

Vehicle data is provided by Auto Trader Limited's KWIKvehicledata for general information and guidance purposes only. Whilst the data has been collected with reasonable care, it is not intended to amount to advice on which you should rely. Please therefore ensure that such data is only one of a number of factors in any decision making process. Auto Trader Limited does not warrant the accuracy or completeness of any particular data and will not be liable for any loss or damage suffered as a consequence of any decision made using such data. Without prejudice to the generality of the foregoing, VED, New Registration Fees, CO2 and performance figures may change depending on list price, selected options and accessories respectively. Vehicle specifications may vary and should be confirmed prior to purchase. BIK values are a guide only of taxation payments applicable to company car and commercial vehicle users. All vehicle data shown is valid until the end of May 2024.